





Makertech



Stage 08: DSH Extruders

Written By: Makertech 3D



Step 1 — Mounting the Extruders



-  Remount the extruder assemblies to the sides of the frame.
-  If you're building the 3.5 upgrade for scratch, follow the guide [here](#).